


# WHOO-KU HAIKU: Finger Puppets

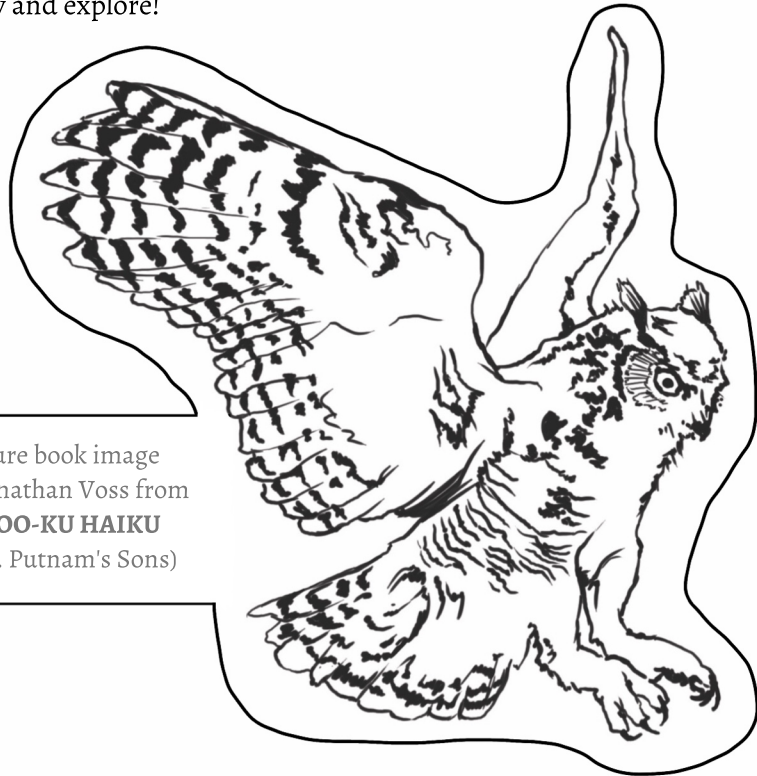
The Mama and Papa Great Horned Owls in the picture book *WHOO-KU HAIKU* are never far from their growing owlets. *Can you recreate this story or tell one of your own with finger puppets?*



Picture book image  
© Jonathan Voss from  
**WHOO-KU HAIKU**  
(G.P. Putnam's Sons)


**Owlets**

- 1) Color the owls with the Great Horned Owl markings found in this book or in a nonfiction book. Explore online videos of these majestic birds.
- 2) Cut out the owls on the solid line. The tabs are important —don't forget to include them. The female's tab is separate, but still needed.
- 3) Think of your hands like a tree. Could your thumb be a branch for the owlets? Could your index finger be a perch for their Mama? Papa hunts far and wide. Should he be on the opposite hand to swoop and snatch?
- 4) Curl the owlets' connected tab around your finger until it is snug (but not tight) and then tape the ring you have made to the back of the owlets. Repeat this process with Papa. Take Mama's separate tab and tape it around a fingertip like a ring. Tape that ring to the backside of her cut-out.
- 5) Play and explore!



**Male Great Horned Owl**

Picture book image  
© Jonathan Voss from  
**WHOO-KU HAIKU**  
(G.P. Putnam's Sons)



**Female Great Horned Owl**

Picture book image  
© Jonathan Voss from  
**WHOO-KU HAIKU**  
(G.P. Putnam's Sons)